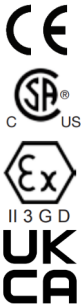


AC934 Series

Low Capacitance, Class I, Division 2 / Zone 2 Accelerometer, Side Exit 2 Pin Connector, 50 mV/g, ±10%



VIBRATION ANALYSIS HARDWARE



Product Features

Class I, Division 2 / Zone 2 Rating

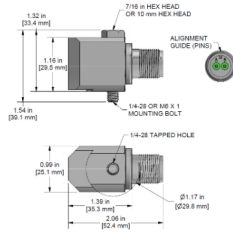
Must use "Class I, Division 2" CB190 or CB296 Cable and Q2A or Q2N Connectors

- ▶ ±100 g, Dynamic Range
- ▶ 0,8-8600 Hz (48-516,000 CPM) Frequency Response
- ▶ Standard 2 Pin MIL Connection or Integral Cable

Note: Integral Cable Options are only for Permanent Monitoring Applications

AC934-1A 2 Pin Connector

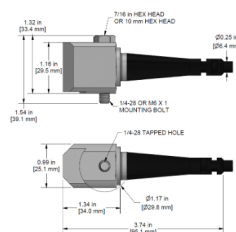
Connector Pin	Polarity
A	(+) Signal/Power
B	(-) Common



Stock Product

AC934-2C CB190 Integral Cable

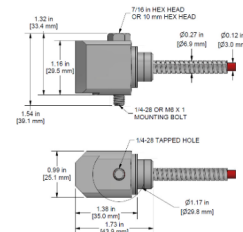
Conductor	Polarity
Red	(+) Signal/Power
Black	(-) Common
Shield	Cable Drain Wire



Built To Order

AC934-3C CB296 Armored Integral Cable

Conductor	Polarity
Red	(+) Signal/Power
Black	(-) Common
Shield	Cable Drain Wire



Built To Order

Specifications	Standard	Metric	Specifications	Standard	Metric
Part Number	AC934	M/AC934	Environmental		
Sensitivity (±10%)	50 mV/g		Operating Temperature Range	-40 to 250°F	-40 to 121°C
Frequency Response (±3dB)	48-516,000 CPM	0,8-8600 Hz	Maximum Shock Protection	5,000 g, peak	
Frequency Response (±10%)	90-300,000 CPM	1,5-5000 Hz	Electromagnetic Sensitivity	CE	
Dynamic Range	± 100 g, peak		Sealing	IP68	
Electrical			Submersible Depth	200 ft.	91 m
Settling Time	<3 Seconds		SIL Rating	SIL 2	
Voltage Source (IEPE)	18-28 VDC		Physical		
Constant Current Excitation	2-10 mA		Sensing Element	PZT Ceramic	
Spectral Noise @ 10 Hz	35 µg/√Hz		Sensing Structure	Shear Mode	
Spectral Noise @ 100 Hz	25 µg/√Hz		Weight	5.3 oz	151 grams
Spectral Noise @ 1000 Hz	25 µg/√Hz		Case Material	316L Stainless Steel	
Output Impedance	<100 ohm		Mounting Thread	1/4-28	
Bias Output Voltage	10-14 VDC		Connector (Non-Integral)	2 Pin MIL-C-5015	
Case Isolation	>10 ⁸ ohm		Resonant Frequency	1,260,000 CPM	21000 Hz
			Mounting Torque	2 to 5 ft. lbs	2,7 to 6,8 Nm