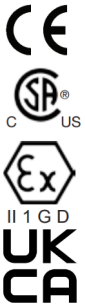


LP902-XXX-5XC Series



Intrinsically Safe Loop Power Sensor, 4-20 mA Output Proportional to Vibration in Acceleration, Top Exit with Flying Leads

VIBRATION ANALYSIS HARDWARE



Product Features

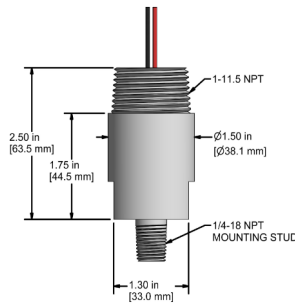
Continuous Monitoring in Hazardous Locations

Acceleration 4-20 mA Output for Applications in Hazardous Locations

- ▶ Can be used with IS311-1B Explosion Proof Elbow
- ▶ Intrinsic safe applications with use of barrier
- ▶ Enables Vibration Alarms for Process Control

LP902-XXX-51C 1/4 inch NPT Mount

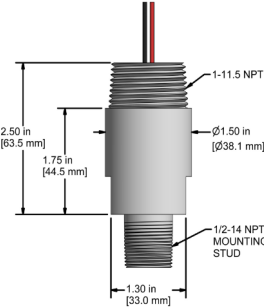
Conductor	Polarity
Red	(+) Loop Power mA Output
Black	(-) Common



Built To Order

LP902-XXX-52C 1/2 inch NPT Mount

Conductor	Polarity
Red	(+) Loop Power mA Output
Black	(-) Common



Built To Order

Specifications	Standard	Metric	Specifications	Standard	Metric
Tolerance: 4 mA	(± 10%)		Physical		
Tolerance: 20 mA	(± 10%)		Sensing Element	PZT Ceramic	
Electrical			Sensing Structure	Shear Mode	
Settling Time	<60	Seconds	Weight	12 oz	340 g
Voltage Source (IEPE)	12-28 VDC		Case Material	316L Stainless Steel	
Case Isolation	>10 ⁸ ohm		Mounting Thread	1/4 NPT (LP902-51C) 1/2 NPT (LP902-52C)	
Environmental			Connector (Non-Integral)	Flying Leads	
Operating Temperature Range	-4 to 176°F	-20 to 80°C	Mounting Torque	2 to 5 ft. lbs	2,7 to 6,8 Nm
Electromagnetic Sensitivity	CE		Calibration Certificate	Current Output @ 100 Hz	
Sealing	IP68				

Ordering Information

LP		-			-	
Sensor Type	Measurement Range	Type	Frequency Range ±3dB	Style		
902 = 4-20 mA Acceleration Loop	0 = 0-1 g	P = Peak	1 = 600-60000 CPM (10-1000 Hz)	51C = 1/4 in. NPT		