

TA217 Series

Dual Output Sensor, Temperature & Acceleration, Top Exit 3 Pin Connector, 50 mV/g, 10 mV/°C, ±10%



VIBRATION ANALYSIS HARDWARE



Product Features

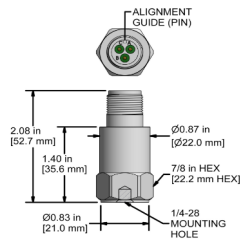
High Performance in a Low Cost Sensor

Helps to Detect Bearing Defects and Temperature Changes

- ▶ Temperature (10 mV/°C) and Acceleration (50 mV/g) Outputs in One Sensor via a Standard 3 Pin MIL Connection
- ▶ Popularly sold with SC300 Series Signal Conditioners with built-in Temperature Output

TA217-1A 3 Pin Connector

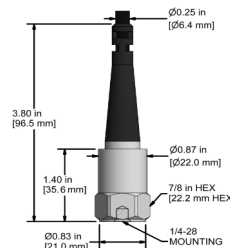
Connector Pin	Polarity
A	(+) Signal/Power
B	(-) Common
C	(+) Temperature Voltage



Stock Product

TA217-2A CB105 Integral Cable

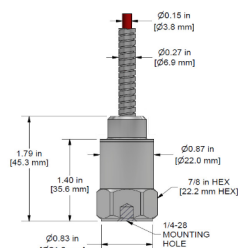
Conductor	Polarity
Red	(+) Signal/Power
Black	(-) Common
White	(+) Temperature Voltage
Shield	Cable Drain Wire



Built To Order

TA217-3A CB218 Armored Integral Cable

Conductor	Polarity
Red	(+) Signal/Power
Black	(-) Common
White	(+) Temperature Voltage
Shield	Cable Drain Wire



Built To Order

Specifications	Standard	Metric	Specifications	Standard	Metric
Part Number	TA217	M/ or M8/TA2	<u>Environmental</u>		
Sensitivity (±10%)	50 mV/g		Operating Temperature Range	-40 to 250 °F	-40 to 121 °C
Frequency Response (±3dB)	60-750,000 CPM	1,0-1250 Hz	Maximum Shock Protection	5,000 g, peak	
Frequency Response (±10%)	240-540,000 CPM	4,0-900 Hz	Electromagnetic Sensitivity	CE	
Dynamic Range	± 100 g, peak *Vsource ≥ 22V, 12Vbias		Sealing	IP68	
Temperature Measurement Range	-40 to 250 °F	-40 to 121 °C	Physical		
Temperature Output	10 mV/°C		Sensing Element	PZT	
Temperature Sensor	750 mV = 25 °C (±1)		Sensing Structure	Shear Mode	
Settling Time	<2.5 seconds		Weight	3.2 oz	90 grams
Voltage Source (IEPE)	18-30 VDC		Case Material	316L Stainless Steel	
Constant Current Excitation	2-10 mA		Mounting Thread	1/4-28 Blind Tapped Hole	
	14 µA/		Connector (Non-Integral)	3 Pin MIL-C-5015	
			Resonant Frequency	1,380,000 CPM	23000 Hz
				2 to 5 ft.	2.7 to 6.8

Electrical