


ECV eCompass Series

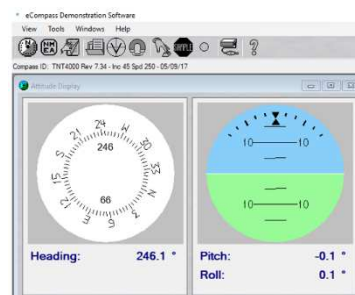

Installation (Model ECV-AC-RS485):

1) Parts needed:



2) Installation procedure:

- ① Connect to the USB port on the computer
- ② Transformer: 110-240Vac to 12Vdc
- ③ Open software and set baud rate to **19200**



Upon completion, the 'Altitude Display' window should appear on the screen as shown here